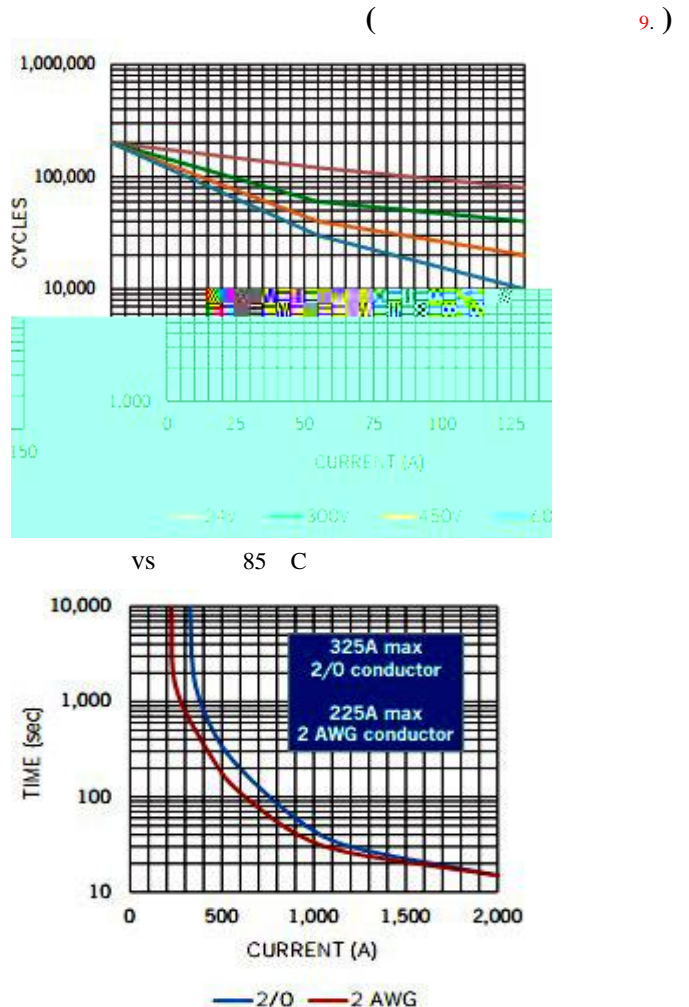


GX11 150+ Amp 12-800 V



1. --
2. EPIC® 175 -
3. - UL1604 I 2 2
3 IP67
30 SAE J1171
ISO8846
4. - 12VDC 24VDC
5. --
- 6.
7. -

	X	-
	A	-
1.	or B	
		1,000,000
2.		
	mohms	0.4
	mohms	0.15 to 0.3
4.	Mohms	100
	VRMS	2,200
1mA		
, 1/2 , 11ms	G	20
	G	15
(500-2000 Hz)		
5.	°C	-55 to +85
	°C	-70 to +150
,	Kg(Lb)	0.46 (1.0)
	IP67 & IP69K	
	MIL-STD-810	





25

P/N	B	C	F	H	J	K	L	S	T
(VDC)	12	24	48	72	120	120 VAC	240 VAC	12	24
(V)	16	32	64	96	140	140	280	16	32
(V) 7.	8	16	28	46	72	80	160	9 6.8	15 6.8
(V) 7	3	7	10	14	18	30	60	4.5	7
(V) 7	0.5	0.5	1.8	2.7	4.5	4.5	9	1	1.5
(A) (75 ms) 7	N/A	N/A	N/A	N/A	N/A	N/A	N/A	1.7	0.76
(A) 7	0.68	0.28	0.16	0.095	0.06	0.06	0.04	0.084	0.032
(W) 7	8	6.8	7.6	6.8	7.2	7.2	9.6	1	0.768
(ms) 3	20	20	30	30	20	30	30	20	20
(ms)	12	12	12	12	12	50	55	12	12
(V)	55	55	80	115	175	N/A	N/A	55	55
(V) (13 ms)	N/A	N/A	N/A	N/A	N/A	N/A	N/A	±50	±50
(V)	N/A	N/A	N/A	N/A	N/A	N/A	N/A	16	32

M5

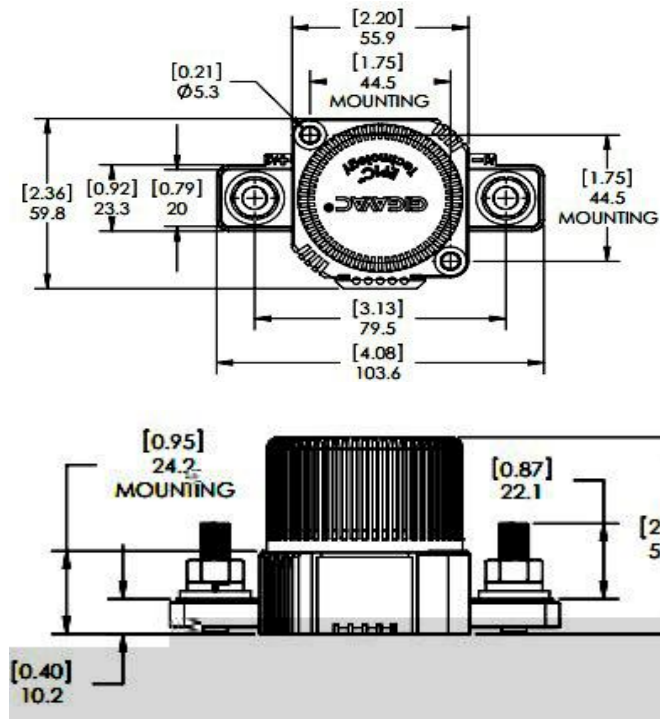
DuPont Zytel FR50
(25%)

M8x1.25

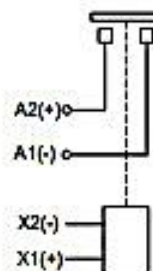
M8x1.25

10Nm [90in-lb]

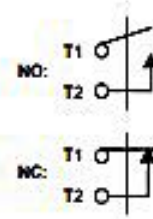
, 20 AWG, UL: VW-1



Power Contacts



Auxiliary contacts (optional)





GX11	B	A	B
	B = 12 Vdc,		
	C = 24 Vdc,		
	F = 48 Vdc,		
	H = 72 Vdc,		
	J = 120 Vdc,		
	K = 120 Vac,		
	L = 240 Vac,		
	S = 12 Vdc, ,		
	T = 24 Vdc, ,		
		A = 38 cm (15 in)	
		B = 61 cm (24 in)	
		C = 122 cm (48 in)	
			=
			B = -
			C = -

GIGAVAC

A2(+) A1(-)

27μ H

1 :
2 100A
3 25 C 7ms
4 50MΩ
5 125 -
6 _____ 75ms
7
8
9 500A

25 / 25 25